













Player_Name	G	AB	R	H	BB	2B	3B	HR	RBI	AVG	OBP	SLG	OPS
-------------	---	----	---	---	----	----	----	----	-----	-----	-----	-----	-----

Badcock Furniture

	Wadsworth, Mark	2	8	5	7	0	3	0	1	7	0.875	0.875	1.625	2.500
	Otto, Mike	2	7	3	5	0	1	1	0	4	0.714	0.714	1.143	1.857
	Wojahn, Bill	2	6	1	5	0	1	0	0	4	0.833	0.833	1.000	1.833
	Jones, Steve	2	6	3	4	0	1	0	0	2	0.667	0.667	0.833	1.500
	Wiltsie, Mike	2	6	2	4	0	1	0	0	2	0.667	0.667	0.833	1.500
	Torres, Juan	2	8	4	4	0	1	1	0	2	0.500	0.500	0.875	1.375
	Horne, Frank	2	8	5	5	0	1	0	0	1	0.625	0.625	0.750	1.375
	Kuonen, Ed	2	6	1	3	0	1	0	0	1	0.500	0.500	0.667	1.167
	Holly, Brett	2	7	1	4	0	0	0	0	2	0.571	0.571	0.571	1.143
	Granger, Jeff	2	8	2	3	0	2	0	0	1	0.375	0.375	0.625	1.000
	Kuonen, Mark	2	6	0	2	0	0	0	0	0	0.333	0.333	0.333	0.667
	Bransford, Braun	2	7	0	2	0	0	0	0	1	0.286	0.286	0.286	0.571
	12	24	83	27	48	0	12	2	1	27	0.578	0.578	0.807	1.386

Player_Name	G	AB	R	H	BB	2B	3B	HR	RBI	AVG	OBP	SLG	OPS
-------------	---	----	---	---	----	----	----	----	-----	-----	-----	-----	-----

Coldwell Banker



Keeney, Fred	2	8	4	8	0	1	0	0	6	1.000	1.000	1.125	2.125
--------------	---	---	---	---	---	---	---	---	---	-------	-------	-------	-------



Carroll, Keith	2	8	5	5	0	1	1	1	5	0.625	0.625	1.375	2.000
----------------	---	---	---	---	---	---	---	---	---	-------	-------	-------	-------

Scott, Joe	2	8	5	7	0	0	1	0	5	0.875	0.875	1.125	2.000
------------	---	---	---	---	---	---	---	---	---	-------	-------	-------	-------



Blankenship, Dale	2	6	3	4	0	0	0	1	3	0.667	0.667	1.167	1.833
-------------------	---	---	---	---	---	---	---	---	---	-------	-------	-------	-------



McGovern, Dave	2	6	1	5	0	0	0	0	3	0.833	0.833	0.833	1.667
----------------	---	---	---	---	---	---	---	---	---	-------	-------	-------	-------

Dommar, Edger	2	6	1	4	0	0	1	0	3	0.667	0.667	1.000	1.667
---------------	---	---	---	---	---	---	---	---	---	-------	-------	-------	-------



Eseltine, Wayne	2	6	2	4	0	1	0	0	2	0.667	0.667	0.833	1.500
-----------------	---	---	---	---	---	---	---	---	---	-------	-------	-------	-------



Duguay, Gerry	2	7	3	4	1	2	0	0	3	0.571	0.625	0.857	1.482
---------------	---	---	---	---	---	---	---	---	---	-------	-------	-------	-------



Seraballs, Ruben	2	6	3	4	0	0	0	0	1	0.667	0.667	0.667	1.333
------------------	---	---	---	---	---	---	---	---	---	-------	-------	-------	-------



Perez, Dave	2	7	2	4	0	1	0	0	2	0.571	0.571	0.714	1.286
-------------	---	---	---	---	---	---	---	---	---	-------	-------	-------	-------

Licera, Dean	2	6	2	3	0	1	0	0	1	0.500	0.500	0.667	1.167
--------------	---	---	---	---	---	---	---	---	---	-------	-------	-------	-------

Thomas, Dodd	2	6	1	3	0	0	0	0	1	0.500	0.500	0.500	1.000
--------------	---	---	---	---	---	---	---	---	---	-------	-------	-------	-------












Gonzalez, Ed	2	5	3	2	0	0	0	0	0	0.400	0.400	0.400	0.800
--------------	---	---	---	---	---	---	---	---	---	-------	-------	-------	-------

13	26	85	35	57	1	7	3	2	35	0.671	0.674	0.894	1.569
-----------	-----------	-----------	-----------	-----------	----------	----------	----------	----------	-----------	--------------	--------------	--------------	--------------










Player_Name	G	AB	R	H	BB	2B	3B	HR	RBI	AVG	OBP	SLG	OPS
-------------	---	----	---	---	----	----	----	----	-----	-----	-----	-----	-----

CTS Electric

	Martin, Scotty	2	7	6	7	0	1	2	0	7	1.000	1.000	1.714	2.714
	Houston, Rick	2	7	6	7	1	2	0	1	7	1.000	1.000	1.714	2.714
	Normandin, Brian	2	4	2	4	1	0	0	0	2	1.000	1.000	1.000	2.000
	Hicks, Ed	2	8	5	7	0	1	0	0	4	0.875	0.875	1.000	1.875
	Ebling, Scott	2	8	4	5	0	2	1	0	4	0.625	0.625	1.125	1.750
	Eldrige, Jimmy	2	8	0	6	0	1	0	0	4	0.750	0.750	0.875	1.625
	Wainikainen, Paul	2	7	0	5	2	0	0	0	3	0.714	0.778	0.714	1.492
	Smith, Jon	2	9	2	6	0	1	0	0	3	0.667	0.667	0.778	1.444
	Deratany, Dan	2	7	4	5	0	0	0	0	1	0.714	0.714	0.714	1.429
	Bolduc, Dave	2	8	2	5	0	1	0	0	2	0.625	0.625	0.750	1.375
	Gunn, Bucky	2	9	6	5	0	1	0	0	1	0.556	0.556	0.667	1.222
	Valentine, Bob	2	9	3	5	0	1	0	0	2	0.556	0.556	0.667	1.222
	12	24	91	40	67	4	11	3	1	40	0.736	0.747	0.956	1.703

Player_Name	G	AB	R	H	BB	2B	3B	HR	RBI	AVG	OBP	SLG	OPS
-------------	---	----	---	---	----	----	----	----	-----	-----	-----	-----	-----

Henderson Financial

	Mattscheck, Matt	2	8	6	8	0	1	1	0	8	1.000	1.000	1.375	2.375
	Muncey, Bill	2	7	6	5	1	1	0	1	4	0.714	0.750	1.286	2.036
	Hough, Ed	1	4	2	3	0	0	1	0	3	0.750	0.750	1.250	2.000
	King, Mike	2	6	3	5	0	2	0	0	6	0.833	0.833	1.167	2.000
	Braun, Reid	2	7	5	6	0	0	1	0	5	0.857	0.857	1.143	2.000
	Williams, Andy	2	9	6	7	0	2	0	0	5	0.778	0.778	1.000	1.778
	Ruyle, Mike	2	10	5	8	0	1	0	0	5	0.800	0.800	0.900	1.700
	Greer, Stacey	2	8	4	6	0	1	0	0	4	0.750	0.750	0.875	1.625
	Greer, Randy	2	8	5	6	0	0	0	0	3	0.750	0.750	0.750	1.500
	BrockHausen, Johann	2	8	3	5	0	0	0	0	2	0.625	0.625	0.625	1.250
	Broadwell, Alan	2	8	3	5	0	0	0	0	3	0.625	0.625	0.625	1.250
	11	21	83	48	64	1	8	3	1	48	0.771	0.774	0.976	1.750

Player_Name	G	AB	R	H	BB	2B	3B	HR	RBI	AVG	OBP	SLG	OPS
48	95	342	150	236	6	38	11	5	150	0.690	0.695	0.909	1.605
