




























Player_Name	G	AB	R	H	BB	2B	3B	HR	RBI	AVG	OBP	SLG	OPS
-------------	---	----	---	---	----	----	----	----	-----	-----	-----	-----	-----

Badcock Furniture

	Wadsworth, Mark	8	31	15	22	1	4	0	2	16	0.710	0.719	1.032	1.751
	Horne, Frank	8	27	15	19	2	2	0	2	15	0.704	0.724	1.000	1.724
	Otto, Mike	8	32	13	24	0	4	1	0	18	0.750	0.750	0.938	1.688
	Torres, Juan	8	33	19	22	0	5	2	0	14	0.667	0.667	0.939	1.606
	Jones, Steve	8	29	9	21	0	2	0	0	14	0.724	0.724	0.793	1.517
	Granger, Jeff	8	32	14	17	0	7	2	0	14	0.531	0.531	0.875	1.406
	Kuonen, Mark	6	16	8	10	3	0	0	0	3	0.625	0.684	0.625	1.309
	Wiltsie, Mike	6	18	5	10	1	3	0	0	8	0.556	0.579	0.722	1.301
	Bransford, Braun	8	29	6	18	0	1	0	0	11	0.621	0.621	0.655	1.276
	Giard, Rene	4	13	7	7	0	2	0	0	3	0.538	0.538	0.692	1.231
	Holly, Brett	8	30	9	16	0	0	1	0	7	0.533	0.533	0.600	1.133
	Wojahn, Bill	8	26	7	12	0	1	0	0	6	0.462	0.462	0.500	0.962
	Kuonen, Ed	8	28	10	12	0	1	0	0	3	0.429	0.429	0.464	0.893
	Marasco, Ronald	1	0	0	0	0	0	0	0	0	#####	#####	#####	#Num!
	14	97	344	137	210	7	32	6	4	132	0.610	0.618	0.773	1.391

Player_Name	G	AB	R	H	BB	2B	3B	HR	RBI	AVG	OBP	SLG	OPS
-------------	---	----	---	---	----	----	----	----	-----	-----	-----	-----	-----

Coldwell Banker

	Blankenship, Dale	8	28	16	20	1	9	3	1	21	0.714	0.724	1.357	2.081
	Gonzalez, Ed	10	31	17	19	1	4	3	3	18	0.613	0.625	1.226	1.851
	Carroll, Keith	10	41	24	25	1	5	4	4	24	0.610	0.619	1.220	1.839
	Keeney, Fred	10	39	25	32	2	6	0	0	20	0.821	0.829	0.974	1.804
	Scott, Joe	10	40	23	28	2	2	3	0	18	0.700	0.714	0.900	1.614
	Licera, Dean	10	34	14	22	0	4	2	0	11	0.647	0.647	0.882	1.529
	Duguay, Gerry	10	38	14	25	2	4	1	0	17	0.658	0.675	0.816	1.491
	Perez, Dave	10	40	15	27	0	2	1	0	17	0.675	0.675	0.775	1.450
	Seraballs, Ruben	10	37	11	26	0	1	0	0	15	0.703	0.703	0.730	1.432
	McGovern, Dave	5	16	5	11	0	0	0	0	5	0.688	0.688	0.688	1.375
	Thomas, Dodd	4	12	5	7	0	0	1	0	4	0.583	0.583	0.750	1.333
	Dommar, Edger	8	28	8	14	0	4	1	0	9	0.500	0.500	0.714	1.214
	Eseltine, Wayne	10	37	13	21	1	1	0	0	8	0.568	0.579	0.595	1.174
	Cross, Joe	2	8	1	2	0	0	0	0	0	0.250	0.250	0.250	0.500
	14	117	429	191	279	10	42	19	8	187	0.650	0.658	0.893	1.551

Player_Name	G	AB	R	H	BB	2B	3B	HR	RBI	AVG	OBP	SLG	OPS
-------------	---	----	---	---	----	----	----	----	-----	-----	-----	-----	-----

CTS Electric
















Houston, Rick	6	24	14	19	1	4	0	2	15	0.792	0.800	1.208	2.008
Normandin, Brian	4	13	9	12	1	2	0	0	7	0.923	0.929	1.077	2.005
Ebling, Scott	4	14	8	10	0	2	3	0	10	0.714	0.714	1.286	2.000
Martin, Scotty	6	25	14	19	0	2	2	1	14	0.760	0.760	1.120	1.880
Davidson, Donny	6	16	9	11	0	5	0	1	9	0.688	0.688	1.188	1.875
Valentine, Bob	6	25	10	17	0	2	1	1	12	0.680	0.680	0.960	1.640
Gunn, Bucky	6	27	17	20	1	3	0	0	9	0.741	0.750	0.852	1.602
Hicks, Ed	6	22	12	15	1	3	0	0	8	0.682	0.696	0.818	1.514
Smith, Jon	6	26	7	18	0	1	1	0	10	0.692	0.692	0.808	1.500
Wainikainen, Paul	6	24	6	17	2	1	0	0	9	0.708	0.731	0.750	1.481
Bolduc, Dave	6	21	7	13	1	1	1	0	7	0.619	0.636	0.762	1.398
Eldrige, Jimmy	6	23	6	15	0	2	0	0	8	0.652	0.652	0.739	1.391
Deratany, Dan	4	16	8	10	0	0	1	0	3	0.625	0.625	0.750	1.375

13 72 276 127 196 7 28 9 5 121 0.710 0.717 0.931 1.648
















Player_Name	G	AB	R	H	BB	2B	3B	HR	RBI	AVG	OBP	SLG	OPS
-------------	---	----	---	---	----	----	----	----	-----	-----	-----	-----	-----

Henderson Financial

	Mattscheck, Matt	8	32	23	26	1	7	4	3	28	0.813	0.818	1.563	2.381
	Hough, Ed	5	21	14	18	0	6	3	0	17	0.857	0.857	1.429	2.286
	King, Mike	6	20	8	16	0	3	0	1	17	0.800	0.800	1.100	1.900
	Muncey, Bill	8	29	22	17	6	3	2	2	11	0.586	0.657	1.034	1.692
	Williams, Andy	8	36	21	27	0	5	0	0	15	0.750	0.750	0.889	1.639
	Brockhausen, Johann	6	24	8	14	1	1	1	2	11	0.583	0.600	0.958	1.558
	Ruyle, Mike	8	36	17	23	1	3	0	2	14	0.639	0.649	0.889	1.538
	Greer, Stacey	3	10	4	7	0	1	0	0	5	0.700	0.700	0.800	1.500
	Sotelo, Ed	6	27	9	15	0	2	1	2	10	0.556	0.556	0.926	1.481
	Broadwell, Alan	6	24	7	16	0	2	0	0	10	0.667	0.667	0.750	1.417
	Braun, Reid	6	30	9	20	0	0	1	0	12	0.667	0.667	0.733	1.400
	Greer, Randy	4	14	8	9	1	0	0	0	4	0.643	0.667	0.643	1.310
	Bell, Steve	6	26	9	12	0	0	1	0	4	0.462	0.462	0.538	1.000
13		80	329	159	220	10	33	13	12	158	0.669	0.678	0.957	1.636

Player_Name	G	AB	R	H	BB	2B	3B	HR	RBI	AVG	OBP	SLG	OPS
-------------	---	----	---	---	----	----	----	----	-----	-----	-----	-----	-----

Royalty Air

	Feronti, John	8	32	24	26	1	5	0	6	26	0.813	0.818	1.531	2.349
	Henderson, Bion	6	26	16	19	1	3	3	1	15	0.731	0.741	1.192	1.933
	Nelson, Roger	5	18	8	14	2	2	0	0	11	0.778	0.800	0.889	1.689
	Cote', Richard	8	34	19	23	0	3	2	1	15	0.676	0.676	0.971	1.647
	Cunningham, John	8	34	19	26	0	1	1	0	14	0.765	0.765	0.853	1.618
	Chandler, Blair	4	18	5	13	0	0	0	0	6	0.722	0.722	0.722	1.444
	Thibodeaux, Ernie	6	27	14	15	1	2	1	1	8	0.556	0.571	0.815	1.386
	Rose, Ed	7	30	14	19	1	3	0	0	11	0.633	0.645	0.733	1.378
	Weinberg, Keith	8	30	7	18	2	2	1	0	12	0.600	0.625	0.733	1.358
	Mossman, Raymond	5	16	5	10	0	0	0	0	6	0.625	0.625	0.625	1.250
	Barr, Jimmy	4	17	6	9	0	2	0	0	7	0.529	0.529	0.647	1.176
	Debrino, Joe	6	22	3	11	1	0	1	0	9	0.500	0.522	0.591	1.113
	Thieme, John	8	31	6	16	0	0	0	0	7	0.516	0.516	0.516	1.032
	Richards, Chris	4	17	4	5	0	1	0	0	1	0.294	0.294	0.353	0.647
	Rose, Scott	1	0	0	0	0	0	0	0	0	#####	#####	#####	#Num!
	15	88	352	150	224	9	24	9	9	148	0.636	0.645	0.832	1.478

Player_Name	G	AB	R	H	BB	2B	3B	HR	RBI	AVG	OBP	SLG	OPS
69	454	1730	764	1129	43	159	56	38	746	0.653	0.661	0.875	1.536