
















Brevard Senior Softball Association

Saturday, May 18, 2019

1:22:46 PM


















Player_Name	G	AB	R	H	BB	2B	3B	HR	RBI	AVG	OBP	SLG	OPS
-------------	---	----	---	---	----	----	----	----	-----	-----	-----	-----	-----

Badcock Furniture

	Torres, Juan	24	96	50	60	1	18	7	6	47	0.625	0.629	1.146	1.775
	Wadsworth, Mark	20	77	32	51	2	8	0	6	37	0.662	0.671	1.000	1.671
	Otto, Mike	16	64	26	44	1	11	1	1	31	0.688	0.692	0.938	1.630
	Granger, Jeff	24	89	46	56	1	15	4	3	42	0.629	0.633	0.989	1.622
	Horne, Frank	22	73	35	47	5	9	1	3	34	0.644	0.667	0.918	1.584
	Jones, Steve	22	77	27	48	1	5	1	1	29	0.623	0.628	0.753	1.381
	Giard, Rene	16	49	18	27	1	3	3	1	21	0.551	0.560	0.796	1.356
	Bransford, Braun	24	81	18	50	0	3	1	1	30	0.617	0.617	0.716	1.333
	Wiltsie, Mike	18	56	18	30	1	8	3	0	21	0.536	0.544	0.786	1.330
	Holly, Brett	24	87	32	50	0	2	5	1	27	0.575	0.575	0.747	1.322
	Kuonen, Mark	11	31	11	16	5	0	0	0	7	0.516	0.583	0.516	1.099
	Wojahn, Bill	24	73	19	34	0	1	1	0	16	0.466	0.466	0.507	0.973
	Kuonen, Ed	24	74	20	28	1	2	1	0	8	0.378	0.387	0.432	0.819
	Cosumano, Dave	14	42	9	16	0	1	0	0	7	0.381	0.381	0.405	0.786
	Marasco, Ronald	1	0	0	0	0	0	0	0	0	#####	#####	#####	#Num!
	15	284	969	361	557	19	86	28	23	357	0.575	0.583	0.793	1.376

Player_Name	G	AB	R	H	BB	2B	3B	HR	RBI	AVG	OBP	SLG	OPS
-------------	---	----	---	---	----	----	----	----	-----	-----	-----	-----	-----

Coldwell Banker

	Carroll, Keith	22	93	56	61	1	13	9	7	52	0.656	0.660	1.215	1.875
	Blankenship, Dale	20	75	37	52	2	13	5	3	42	0.693	0.701	1.120	1.821
	Keeney, Fred	22	84	54	66	4	14	1	0	43	0.786	0.795	0.976	1.772
	Duguay, Gerry	22	86	36	58	3	14	3	1	45	0.674	0.685	0.942	1.627
	Gonzalez, Ed	22	75	31	43	1	8	6	5	37	0.573	0.579	1.040	1.619
	Perez, Dave	21	84	37	58	3	4	4	0	38	0.690	0.701	0.833	1.534
	Nelson, Roger	9	31	13	22	2	3	0	0	15	0.710	0.727	0.806	1.534
	Scott, Joe	20	80	44	53	4	5	3	0	29	0.663	0.679	0.800	1.479
	Seraballs, Ruben	24	92	32	61	2	8	0	0	40	0.663	0.670	0.750	1.420
	Licera, Dean	18	61	21	34	0	6	5	0	22	0.557	0.557	0.820	1.377
	Eselstine, Wayne	17	63	23	40	2	4	0	0	22	0.635	0.646	0.698	1.345
	Pat, Pat	2	5	2	3	1	0	0	0	2	0.600	0.667	0.600	1.267
	McGovern, Dave	11	37	10	21	0	1	0	1	10	0.568	0.568	0.676	1.243
	Thomas, Dodd	16	57	18	32	0	0	3	0	19	0.561	0.561	0.667	1.228
	Dommar, Edger	18	62	19	29	0	9	2	0	18	0.468	0.468	0.677	1.145
	Giard, Phil	2	8	2	4	0	0	0	0	1	0.500	0.500	0.500	1.000
	Cross, Joe	6	18	6	7	2	0	0	0	2	0.389	0.450	0.389	0.839
	17	272	1011	441	644	27	102	41	17	437	0.637	0.646	0.869	1.516

Player_Name	G	AB	R	H	BB	2B	3B	HR	RBI	AVG	OBP	SLG	OPS
-------------	---	----	---	---	----	----	----	----	-----	-----	-----	-----	-----

CTS Electric



Ebling, Scott	4	14	8	10	0	2	3	0	10	0.714	0.714	1.286	2.000
Stanley, Tim	16	63	35	46	1	18	5	1	38	0.730	0.734	1.222	1.957
Davidson, Donny	18	62	35	43	4	14	4	3	38	0.694	0.712	1.194	1.906
Martin, Scotty	20	76	49	57	5	8	4	3	42	0.750	0.765	1.079	1.844
Hicks, Ed	24	84	44	63	3	11	4	0	46	0.750	0.759	0.976	1.735
Houston, Rick	20	73	41	51	3	12	0	2	35	0.699	0.711	0.945	1.656
Normandin, Brian	18	60	24	44	2	4	1	0	30	0.733	0.742	0.833	1.575
Gunn, Bucky	20	73	42	51	5	6	0	1	24	0.699	0.718	0.822	1.540
Valentine, Bob	24	87	32	53	1	11	2	3	38	0.609	0.614	0.885	1.499
Wainikainen, Paul	22	77	20	48	2	3	1	0	29	0.623	0.633	0.688	1.321
Smith, Jon	22	79	24	42	1	2	1	1	21	0.532	0.538	0.620	1.158
Eldrige, Jimmy	20	68	15	36	0	5	0	0	22	0.529	0.529	0.603	1.132
Deratany, Dan	20	68	19	35	1	2	1	0	18	0.515	0.522	0.574	1.095
Bolduc, Dave	24	79	25	38	3	2	2	0	18	0.481	0.500	0.557	1.057
West, Tim	14	43	15	21	6	0	0	0	9	0.488	0.551	0.488	1.039
15	286	1006	428	638	37	100	28	14	418	0.634	0.647	0.831	1.478

Player_Name	G	AB	R	H	BB	2B	3B	HR	RBI	AVG	OBP	SLG	OPS
-------------	---	----	---	---	----	----	----	----	-----	-----	-----	-----	-----















Henderson Financial



Hough, Ed	19	77	49	59	1	22	5	5	56	0.766	0.769	1.377	2.146
Mattscheck, Matt	22	90	52	65	5	20	5	7	62	0.722	0.737	1.289	2.026
Williams, Andy	20	87	52	66	1	18	6	1	51	0.759	0.761	1.138	1.899
Harris, Donte	12	48	30	38	2	8	1	0	28	0.792	0.800	1.000	1.800
Muncey, Bill	20	78	49	51	9	6	3	7	40	0.654	0.690	1.077	1.767
King, Mike	20	73	39	47	4	11	3	4	42	0.644	0.662	1.041	1.703
BrockHausen, Johann	20	74	24	46	2	3	4	5	41	0.622	0.632	0.973	1.605
Braun, Reid	26	102	49	74	1	10	2	0	44	0.725	0.728	0.863	1.591
Sotelo, Ed	10	42	13	26	0	3	2	2	21	0.619	0.619	0.929	1.548
Ruyle, Mike	24	106	50	68	3	8	2	2	40	0.642	0.651	0.811	1.463
Broadwell, Alan	20	74	30	48	2	3	0	0	24	0.649	0.658	0.689	1.347
Greer, Randy	6	20	11	12	2	0	0	0	5	0.600	0.636	0.600	1.236
Greer, Stacey	5	17	4	10	0	1	0	0	7	0.588	0.588	0.647	1.235
Bell, Steven	20	80	31	44	0	6	1	0	22	0.550	0.550	0.650	1.200
Lear, Bruce	14	52	15	16	1	1	0	0	1	0.308	0.321	0.327	0.648
15	258	1020	498	670	33	120	34	33	484	0.657	0.668	0.938	1.606

Player_Name	G	AB	R	H	BB	2B	3B	HR	RBI	AVG	OBP	SLG	OPS
-------------	---	----	---	---	----	----	----	----	-----	-----	-----	-----	-----

Royalty Air

	Feronti, John	24	96	57	69	3	13	0	17	68	0.719	0.727	1.385	2.113
	Cote', Richard	22	95	49	67	0	15	4	3	48	0.705	0.705	1.042	1.747
	Cunningham, John	22	89	46	63	0	8	3	1	37	0.708	0.708	0.899	1.607
	Henderson, Bion	14	52	25	32	4	5	3	1	23	0.615	0.643	0.885	1.527
	Barr, Jimmy	20	79	27	48	2	10	3	1	35	0.608	0.617	0.848	1.465
	Weinberg, Keith	17	63	17	38	3	3	3	1	26	0.603	0.621	0.794	1.415
	Thibodeaux, Ernie	22	95	43	57	1	8	4	1	30	0.600	0.604	0.800	1.404
	Chandler, Blair	10	40	16	26	0	1	0	1	12	0.650	0.650	0.750	1.400
	Rose, Ed	17	70	30	42	2	5	2	0	22	0.600	0.611	0.729	1.340
	Mossman, Raymond	18	69	19	40	1	2	2	0	22	0.580	0.586	0.667	1.252
	Debrino, Joe	22	79	11	39	2	1	1	0	27	0.494	0.506	0.532	1.038
	Richards, Chris	19	68	20	30	4	1	0	0	10	0.441	0.472	0.456	0.928
	Rose, Scott	2	8	1	3	0	1	0	0	1	0.375	0.375	0.500	0.875
	Thieme, John	16	63	13	26	0	1	0	0	9	0.413	0.413	0.429	0.841
	14	245	966	374	580	22	74	25	26	370	0.600	0.609	0.810	1.419

Player_Name	G	AB	R	H	BB	2B	3B	HR	RBI	AVG	OBP	SLG	OPS
76	1345	4972	2102	3089	138	482	156	113	2066	0.621	0.632	0.849	1.481
