
















Brevard Senior Softball Association

Sunday, May 5, 2019

4:52:47 PM

















Player_Name	G	AB	R	H	BB	2B	3B	HR	RBI	AVG	OBP	SLG	OPS
-------------	---	----	---	---	----	----	----	----	-----	-----	-----	-----	-----

Badcock Furniture

	Wadsworth, Mark	16	60	26	42	2	6	0	4	29	0.700	0.710	1.000	1.710
	Otto, Mike	12	46	20	33	1	6	1	1	23	0.717	0.723	0.957	1.680
	Horne, Frank	20	67	33	46	4	8	1	3	34	0.687	0.704	0.970	1.674
	Torres, Juan	20	78	40	47	1	14	4	3	32	0.603	0.608	1.000	1.608
	Granger, Jeff	20	74	36	44	0	13	4	2	33	0.595	0.595	0.959	1.554
	Jones, Steve	18	63	20	39	0	4	1	0	23	0.619	0.619	0.714	1.333
	Bransford, Braun	20	67	13	42	0	3	1	0	25	0.627	0.627	0.701	1.328
	Wiltsie, Mike	14	42	14	23	1	7	1	0	16	0.548	0.558	0.762	1.320
	Giard, Rene	14	43	15	22	1	3	3	1	18	0.512	0.523	0.791	1.313
	Holly, Brett	20	72	22	39	0	1	2	0	17	0.542	0.542	0.611	1.153
	Kuonen, Mark	11	31	11	16	5	0	0	0	7	0.516	0.583	0.516	1.099
	Wojahn, Bill	20	59	15	30	0	1	1	0	16	0.508	0.508	0.559	1.068
	Kuonen, Ed	20	61	15	22	1	1	0	0	5	0.361	0.371	0.377	0.748
	Cosumano, Dave	10	29	5	9	0	0	0	0	4	0.310	0.310	0.310	0.621
	Marasco, Ronald	1	0	0	0	0	0	0	0	0	#####	#####	#####	#Num!
15		236	792	285	454	16	67	19	14	282	0.573	0.582	0.759	1.341

Player_Name	G	AB	R	H	BB	2B	3B	HR	RBI	AVG	OBP	SLG	OPS
-------------	---	----	---	---	----	----	----	----	-----	-----	-----	-----	-----

Coldwell Banker

	Blankenship, Dale	16	59	31	41	2	11	5	3	35	0.695	0.705	1.203	1.908
	Carroll, Keith	18	76	48	49	1	8	9	5	40	0.645	0.649	1.184	1.834
	Keeney, Fred	20	76	48	60	4	12	1	0	40	0.789	0.800	0.974	1.774
	Gonzalez, Ed	18	60	26	36	1	7	5	5	34	0.600	0.607	1.133	1.740
	Duguay, Gerry	20	77	32	52	3	11	2	1	39	0.675	0.688	0.909	1.597
	Nelson, Roger	9	31	13	22	2	3	0	0	15	0.710	0.727	0.806	1.534
	Seraballs, Ruben	20	77	27	54	0	7	0	0	36	0.701	0.701	0.792	1.494
	Scott, Joe	20	80	44	53	4	5	3	0	29	0.663	0.679	0.800	1.479
	Perez, Dave	19	78	32	53	1	3	3	0	33	0.679	0.684	0.795	1.478
	Licera, Dean	14	45	17	26	0	4	5	0	17	0.578	0.578	0.889	1.467
	McGovern, Dave	8	27	9	17	0	0	0	1	8	0.630	0.630	0.741	1.370
	Thomas, Dodd	12	41	15	25	0	0	3	0	16	0.610	0.610	0.756	1.366
	Eseltime, Wayne	17	63	23	40	2	4	0	0	22	0.635	0.646	0.698	1.345
	Pat, Pat	2	5	2	3	1	0	0	0	2	0.600	0.667	0.600	1.267
	Dommar, Edger	16	56	17	27	0	8	2	0	18	0.482	0.482	0.696	1.179
	Cross, Joe	6	18	6	7	2	0	0	0	2	0.389	0.450	0.389	0.839
	16	235	869	390	565	23	83	38	15	386	0.650	0.659	0.885	1.544

Player_Name	G	AB	R	H	BB	2B	3B	HR	RBI	AVG	OBP	SLG	OPS
-------------	---	----	---	---	----	----	----	----	-----	-----	-----	-----	-----

CTS Electric



Ebling, Scott	4	14	8	10	0	2	3	0	10	0.714	0.714	1.286	2.000
Stanley, Tim	14	55	29	39	1	14	5	0	31	0.709	0.714	1.145	1.860
Davidson, Donny	16	53	28	36	4	12	2	3	32	0.679	0.702	1.151	1.853
Martin, Scotty	18	68	41	49	5	8	3	2	36	0.721	0.740	1.015	1.754
Hicks, Ed	22	76	40	56	3	10	4	0	41	0.737	0.747	0.974	1.721
Houston, Rick	20	73	41	51	3	12	0	2	35	0.699	0.711	0.945	1.656
Normandin, Brian	16	53	23	39	2	4	1	0	26	0.736	0.745	0.849	1.595
Gunn, Bucky	18	66	37	46	5	5	0	1	22	0.697	0.718	0.818	1.536
Valentine, Bob	22	79	28	50	1	10	2	2	36	0.633	0.638	0.886	1.524
Wainikainen, Paul	20	69	19	43	2	3	1	0	26	0.623	0.634	0.696	1.329
Smith, Jon	22	79	24	42	1	2	1	1	21	0.532	0.538	0.620	1.158
Eldrige, Jimmy	20	68	15	36	0	5	0	0	22	0.529	0.529	0.603	1.132
Bolduc, Dave	22	72	23	36	3	2	1	0	17	0.500	0.520	0.556	1.076
West, Tim	12	36	13	18	5	0	0	0	8	0.500	0.561	0.500	1.061
Deratany, Dan	18	61	18	30	1	1	1	0	14	0.492	0.500	0.541	1.041
15	264	922	387	581	36	90	24	11	377	0.630	0.644	0.816	1.460

Player_Name	G	AB	R	H	BB	2B	3B	HR	RBI	AVG	OBP	SLG	OPS
-------------	---	----	---	---	----	----	----	----	-----	-----	-----	-----	-----















Henderson Financial



Hough, Ed	17	69	46	55	1	22	5	5	55	0.797	0.800	1.478	2.278
Mattscheck, Matt	18	75	41	53	5	14	5	6	51	0.707	0.725	1.267	1.992
Williams, Andy	18	79	45	59	1	15	5	1	45	0.747	0.750	1.101	1.851
Harris, Donte	10	41	24	31	2	7	1	0	23	0.756	0.767	0.976	1.743
Muncey, Bill	18	71	44	44	8	5	3	6	33	0.620	0.658	1.028	1.686
King, Mike	18	65	32	40	4	10	1	4	36	0.615	0.638	0.985	1.622
BrockHausen, Johann	18	68	24	41	1	2	4	5	36	0.603	0.609	0.971	1.579
Braun, Reid	22	86	41	62	1	6	2	0	37	0.721	0.724	0.837	1.561
Sotelo, Ed	10	42	13	26	0	3	2	2	21	0.619	0.619	0.929	1.548
Ruyle, Mike	22	98	47	65	3	7	2	2	39	0.663	0.673	0.837	1.510
Broadwell, Alan	18	68	28	45	2	3	0	0	23	0.662	0.671	0.706	1.377
Greer, Randy	6	20	11	12	2	0	0	0	5	0.600	0.636	0.600	1.236
Greer, Stacey	5	17	4	10	0	1	0	0	7	0.588	0.588	0.647	1.235
Bell, Steven	18	72	28	37	0	4	1	0	16	0.514	0.514	0.597	1.111
Lear, Bruce	12	45	14	16	1	1	0	0	1	0.356	0.370	0.378	0.747
15	230	916	442	596	31	100	31	31	428	0.651	0.662	0.929	1.591

Player_Name	G	AB	R	H	BB	2B	3B	HR	RBI	AVG	OBP	SLG	OPS
-------------	---	----	---	---	----	----	----	----	-----	-----	-----	-----	-----

Royalty Air

	Feronti, John	20	82	48	59	2	10	0	12	54	0.720	0.726	1.280	2.007
	Cote', Richard	20	87	46	63	0	14	3	3	45	0.724	0.724	1.057	1.782
	Cunningham, John	18	74	37	54	0	6	3	1	35	0.730	0.730	0.932	1.662
	Henderson, Bion	14	52	25	32	4	5	3	1	23	0.615	0.643	0.885	1.527
	Weinberg, Keith	13	46	11	29	3	3	1	1	21	0.630	0.653	0.804	1.457
	Barr, Jimmy	16	64	22	39	1	7	2	1	28	0.609	0.615	0.828	1.444
	Chandler, Blair	10	40	16	26	0	1	0	1	12	0.650	0.650	0.750	1.400
	Thibodeaux, Ernie	18	78	35	46	1	8	2	1	24	0.590	0.595	0.782	1.377
	Rose, Ed	15	62	28	38	2	4	1	0	19	0.613	0.625	0.710	1.335
	Mossman, Raymond	16	62	17	35	1	1	1	0	18	0.565	0.571	0.613	1.184
	Debrino, Joe	18	63	10	31	2	1	1	0	22	0.492	0.508	0.540	1.047
	Thieme, John	14	55	11	24	0	1	0	0	9	0.436	0.436	0.455	0.891
	Rose, Scott	2	8	1	3	0	1	0	0	1	0.375	0.375	0.500	0.875
	Richards, Chris	15	55	17	22	3	1	0	0	6	0.400	0.431	0.418	0.849
	14	209	828	324	501	19	63	17	21	317	0.605	0.614	0.798	1.412

Player_Name	G	AB	R	H	BB	2B	3B	HR	RBI	AVG	OBP	SLG	OPS
75	1174	4327	1828	2697	125	403	129	92	1790	0.623	0.634	0.840	1.474